

Writing/Word Practice: Activity 1a

Trace the sight words.

A

a

A

For

for

FOR

Big

big

BIG

Eat

eat

EAT

Come

come

COME

Boys

boys

BOYS

Am

am

AM

And

and

AND

Uppercase to Lowercase Words: Activity 2a

Draw a line from uppercase word to lowercase word. For students with fine motor difficulties, provide 4 different color markers/bingo dotters and mark matches with the same color.

A

eat

FOR

boys

BIG

a

EAT

and

COME

for

BOYS

big

AM

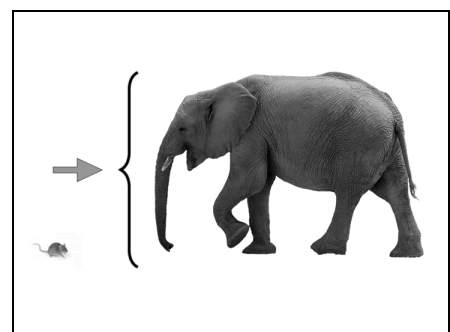



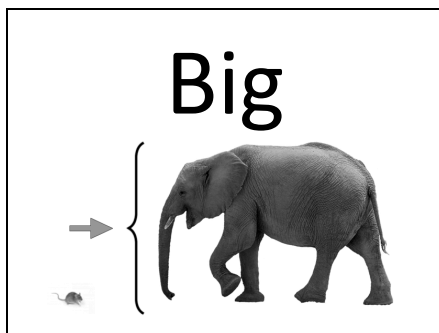


come

AND

am


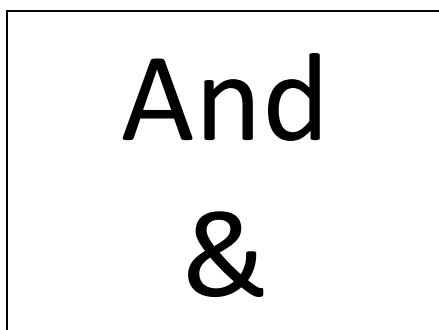




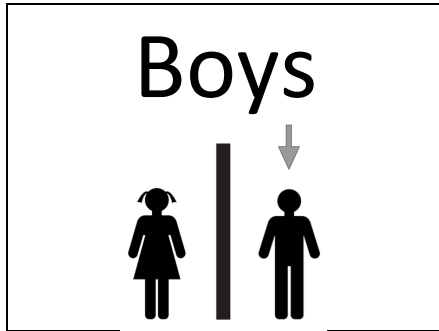
Word + Picture to Picture Only: Activity 3a

Draw a line from word/picture to picture only. For students with fine motor difficulties, provide 4 different color markers/bingo dotters and mark matches with the same color.



Word + Picture to Picture Only: Activity 3b

Draw a line from word/picture to picture only. For students with fine motor difficulties, provide 4 different color markers/bingo dotters and mark matches with the same color.




Word to Picture Comprehension: Activity 4a

Draw a line from word to picture. For students with fine motor difficulties, provide 4 different color markers/bingo dotters and mark matches with the same color.


Boys



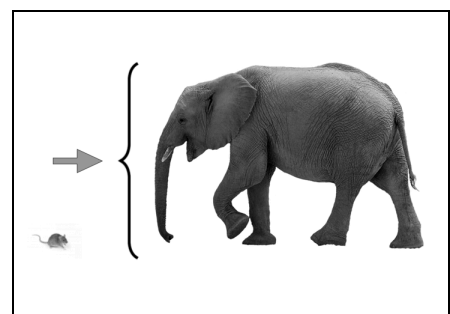
Big



Eat



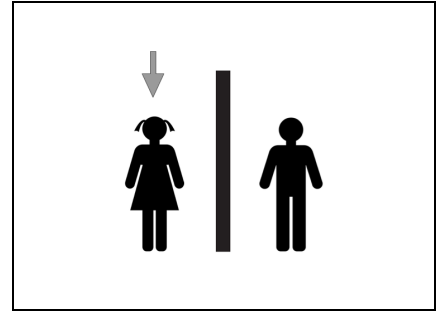
And




Word to Picture Comprehension: Activity 4b

Draw a line from word to picture. For students with fine motor difficulties, provide 4 different color markers/bingo dotters and mark matches with the same color.


Men




Play



Go




Girls




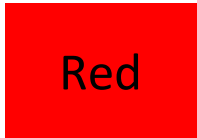
Matching Colors: Activity 1a

Draw a line from color to color.












Matching Colors: Activity 2a

Draw a line from color to color.



Identifying/Color-to-Word: Activity 3a

For students who are working on Identifying Colors, you may need to read the word out loud and ask the student to draw a line to the corresponding color.

Red	
White	
Purple	
Blue	
Black	
Orange	
Pink	
Yellow	
Brown	
Green	

Identifying/Color-to-Word: Activity 4a

For students who are working on Identifying Colors, you may need to read the word out loud and ask the student to find the correct color of marker or crayon and color the box.

Red	Black	White
White	Yellow	Red
Purple	Brown	Black
Blue	Orange	Yellow
Black	Red	Purple
Orange	Blue	Pink
Pink	Green	Brown
Yellow	White	Blue
Brown	Purple	Green
Green	Pink	Orange