

**If you find these activities useful,
you will want to learn more
about...**

The Styer-Fitzgerald
Program for Functional
Academics

Created by Teachers for Teachers

SCHEDULE A DEMO

The following activities are samples taken from the Colors section (just **one** of the **eleven** content areas) provided in The Styer-Fitzgerald Program.

Copyright © 2020, Specially Designed Education Services



All rights reserved

THANK YOU FOR THE OPPORTUNITY TO SERVE STUDENTS TOGETHER!

www.SDESworks.com


Matching Colors: Activity 1a

Draw a line from color to color.



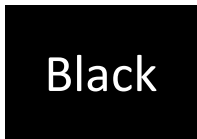
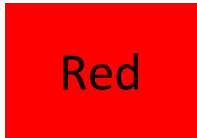
Matching Colors: Activity 1b

Draw a line from color to color.



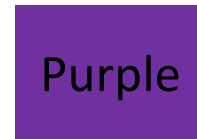

Matching Colors: Activity 2a

Draw a line from color to color.













Matching Colors: Activity 2b

Draw a line from color to color.













Identifying/Color-to-Word: Activity 3a

For students who are working on Identifying Colors, you may need to read the word out loud and ask the student to draw a line to the corresponding color.

Red	
White	
Purple	
Blue	
Black	
Orange	
Pink	
Yellow	
Brown	
Green	

Identifying/Color-to-Word: Activity 3b

For students who are working on Identifying Colors, you may need to read the word out loud and ask the student to draw a line to the corresponding color.

White	
Purple	
Green	
Blue	
Red	
Black	
Brown	
Yellow	
Pink	
Orange	

Identifying/Color-to-Word: Activity 4a

For students who are working on Identifying Colors, you may need to read the word out loud and ask the student to find the correct color of marker or crayon and color the box.

Red	Black	White
White	Yellow	Red
Purple	Brown	Black
Blue	Orange	Yellow
Black	Red	Purple
Orange	Blue	Pink
Pink	Green	Brown
Yellow	White	Blue
Brown	Purple	Green
Green	Pink	Orange

Writing/Word Practice: Activity 1a

Trace the sight words.

Orange

orange

ORANGE

Red

red

RED

Green

green

GREEN

Brown

brown

BROWN

Pink

pink

PINK

Purple

purple

PURPLE

Blue

blue

BLUE

Yellow

yellow

YELLOW

Black

black

BLACK

White

white

WHITE

Uppercase to Lowercase Words: Activity 2a

Draw a line from uppercase word to lowercase word. For students with fine motor difficulties, provide different color markers/bingo dotters and mark matches with the same color.

BROWN

yellow

PURPLE

red

PINK

purple

YELLOW

brown

GREEN

orange

RED

pink

BLUE

green

ORANGE

blue

Uppercase to Lowercase Words: Activity 2b

Draw a line from uppercase word to lowercase word. For students with fine motor difficulties, provide different color markers/bingo dotters and mark matches with the same color.

GREEN

black

BLUE

purple

WHITE

blue

PURPLE

red

ORANGE

green

BLACK

brown

RED






white

BROWN

orange







Word + Picture to Picture Only: Activity 3a

Draw a line from word/picture to picture only. For students with fine motor difficulties, provide 4 different color markers/bingo dotters and mark matches with the same color. To reuse/save paper, use a reusable sheet protector with dry erase markers, or provide 2 pennies, 2 nickels, 2 dimes, and 2 quarters. Have students place the same coin on matches. Take a picture with your phone to document progress.





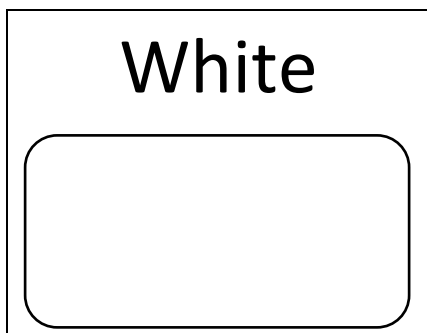


Word + Picture to Picture Only: Activity 3b

Draw a line from word/picture to picture only. For students with fine motor difficulties, provide 4 different color markers/bingo dotters and mark matches with the same color. To reuse/save paper, use a reusable sheet protector with dry erase markers, or provide 2 pennies, 2 nickels, 2 dimes, and 2 quarters. Have students place the same coin on matches. Take a picture with your phone to document progress.









Word + Picture to Picture Only: Activity 3c

Draw a line from word/picture to picture only. For students with fine motor difficulties, provide 4 different color markers/bingo dotters and mark matches with the same color. To reuse/save paper, use a reusable sheet protector with dry erase markers, or provide 2 pennies, 2 nickels, 2 dimes, and 2 quarters. Have students place the same coin on matches. Take a picture with your phone to document progress.



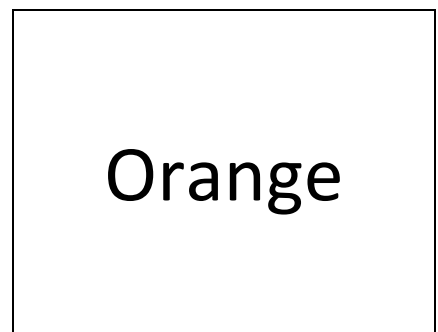

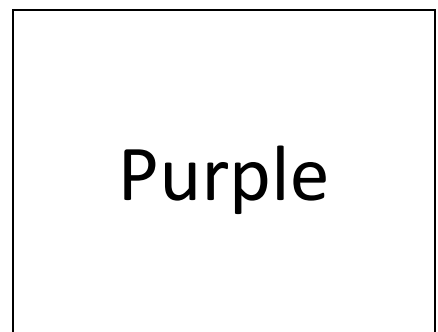


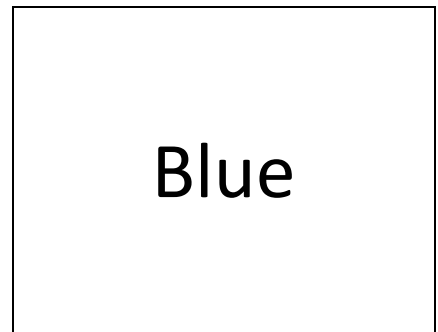

Word + Picture to Picture Only: Activity 3d

Draw a line from word/picture to picture only. For students with fine motor difficulties, provide 4 different color markers/bingo dotters and mark matches with the same color. To reuse/save paper, use a reusable sheet protector with dry erase markers, or provide 2 pennies, 2 nickels, 2 dimes, and 2 quarters. Have students place the same coin on matches. Take a picture with your phone to document progress.



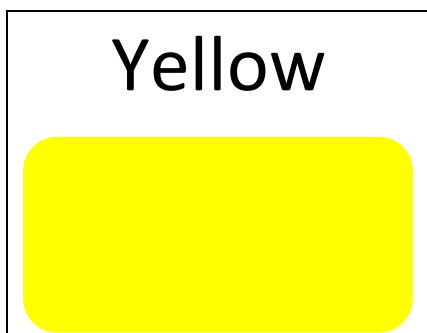
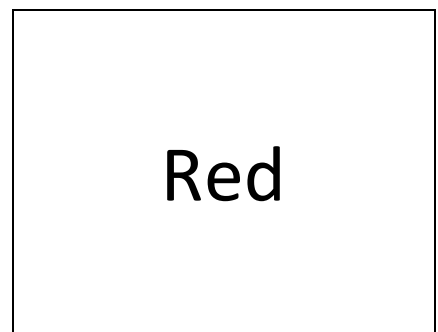
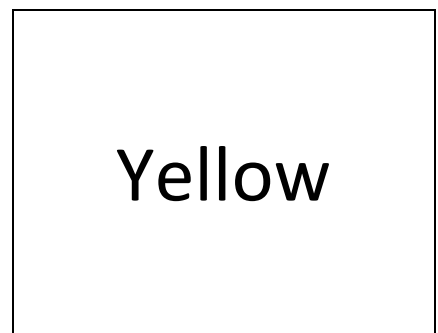



Word + Picture to Word Only: Activity 4a

Draw a line from word/picture to word only. For students with fine motor difficulties, provide 4 different color markers/bingo dotters and mark matches with the same color. To reuse/save paper, use a reusable sheet protector with dry erase markers, or provide 2 pennies, 2 nickels, 2 dimes, and 2 quarters. Have students place the same coin on matches. Take a picture with your phone to document progress.



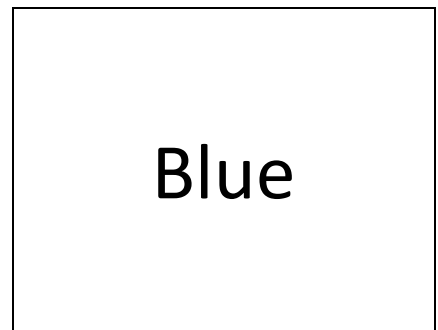
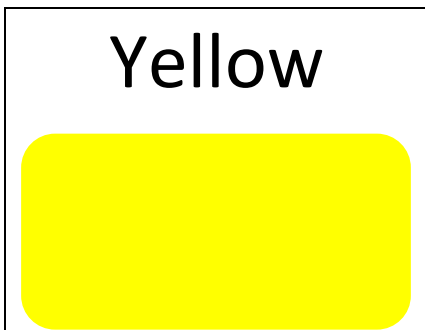
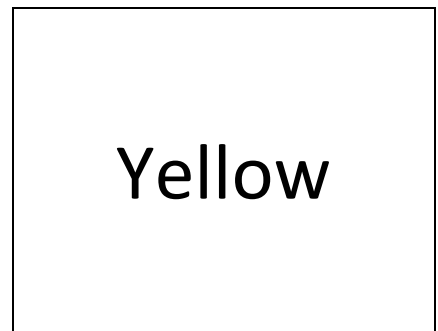

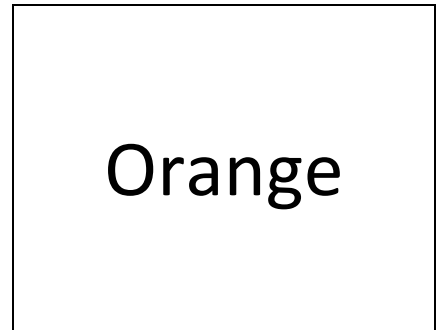

Word + Picture to Word Only: Activity 4b

Draw a line from word/picture to word only. For students with fine motor difficulties, provide 4 different color markers/bingo dotters and mark matches with the same color. To reuse/save paper, use a reusable sheet protector with dry erase markers, or provide 2 pennies, 2 nickels, 2 dimes, and 2 quarters. Have students place the same coin on matches. Take a picture with your phone to document progress.



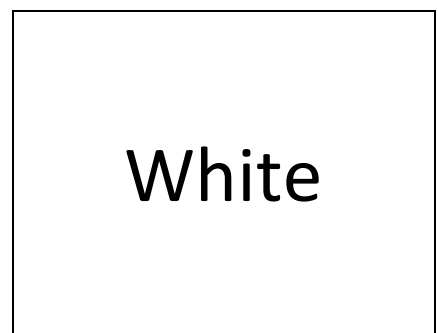


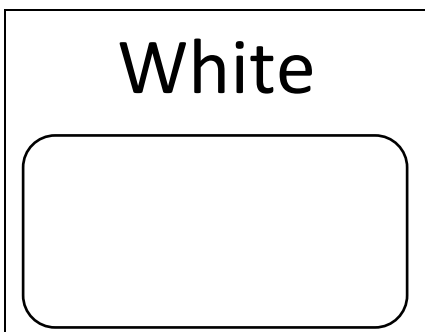
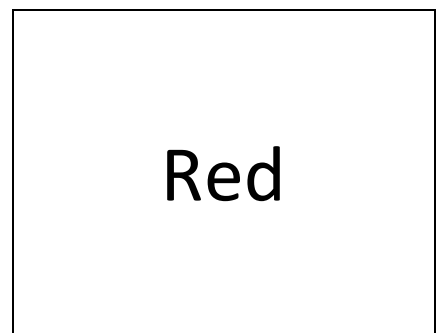



Word + Picture to Word Only: Activity 4c

Draw a line from word/picture to word only. For students with fine motor difficulties, provide 4 different color markers/bingo dotters and mark matches with the same color. To reuse/save paper, use a reusable sheet protector with dry erase markers, or provide 2 pennies, 2 nickels, 2 dimes, and 2 quarters. Have students place the same coin on matches. Take a picture with your phone to document progress.



Word + Picture to Word Only: Activity 4d


Draw a line from word/picture to word only. For students with fine motor difficulties, provide 4 different color markers/bingo dotters and mark matches with the same color. To reuse/save paper, use a reusable sheet protector with dry erase markers, or provide 2 pennies, 2 nickels, 2 dimes, and 2 quarters. Have students place the same coin on matches. Take a picture with your phone to document progress.



Word to Picture Comprehension: Activity 5a

Draw a line from word to picture. For students with fine motor difficulties, provide 4 different color markers/bingo dotters and mark matches with the same color. To reuse/save paper, use a reusable sheet protector with dry erase markers, or provide 2 pennies, 2 nickels, 2 dimes, and 2 quarters. Have students place the same coin on matches. Take a picture with your phone to document progress.


Blue



Orange



Yellow




Brown



Word to Picture Comprehension: Activity 5b

Draw a line from word to picture. For students with fine motor difficulties, provide 4 different color markers/bingo dotters and mark matches with the same color. To reuse/save paper, use a reusable sheet protector with dry erase markers, or provide 2 pennies, 2 nickels, 2 dimes, and 2 quarters. Have students place the same coin on matches. Take a picture with your phone to document progress.


Pink




Red



Purple



Green




Word to Picture Comprehension: Activity 5c

Draw a line from word to picture. For students with fine motor difficulties, provide 4 different color markers/bingo dotters and mark matches with the same color. To reuse/save paper, use a reusable sheet protector with dry erase markers, or provide 2 pennies, 2 nickels, 2 dimes, and 2 quarters. Have students place the same coin on matches. Take a picture with your phone to document progress.

Green




Black



Yellow




Red




Word to Picture Comprehension: Activity 5d

Draw a line from word to picture. For students with fine motor difficulties, provide 4 different color markers/bingo dotters and mark matches with the same color. To reuse/save paper, use a reusable sheet protector with dry erase markers, or provide 2 pennies, 2 nickels, 2 dimes, and 2 quarters. Have students place the same coin on matches. Take a picture with your phone to document progress.


Blue



Purple



Pink



White



WE ARE THE PROGRAM SOLUTION YOU'VE BEEN WAITING FOR!

**Easy to Use Assessment + Comprehensive Curriculum
= Measurable Success for Every Student!**

Intuitive data system provides built in accountability and allows teachers, paraeducators, parents, and general ed peer tutors to run programs with fidelity.

[LEARN MORE](#)